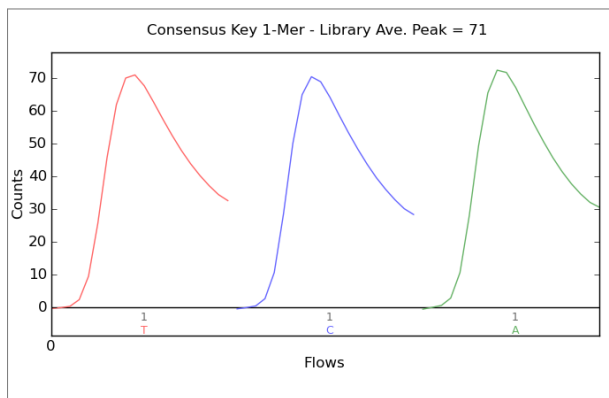
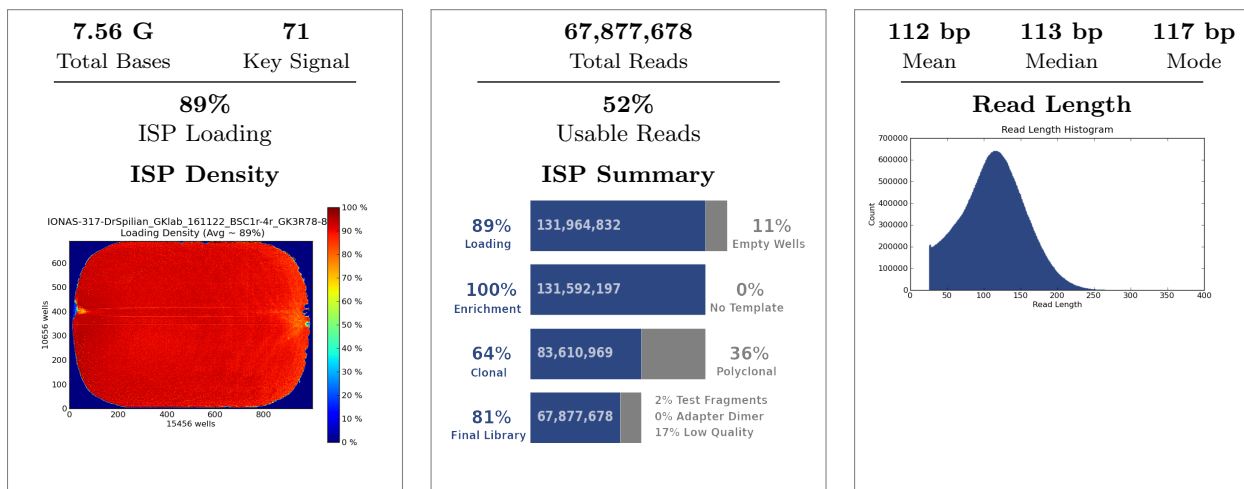


## Run Summary



<b>Addressable Wells</b>		<b>148,155,732</b>
With ISPs	131,964,832	89.1%
Live	131,592,197	99.7%
Test Fragment	2,271,736	01.7%
Library	129,320,461	98.3%

<b>Library ISPs</b>		<b>129,320,461</b>
Filtered: Polyclonal	47,981,228	37.1%
Filtered: Low Quality	13,399,492	10.4%
Filtered: Adapter Dimer	96,707	00.1%
<b>Final Library ISPs</b>	<b>67,877,678</b>	<b>52.5%</b>

Notes: DrSpilian\_RepeatSeq160524-afterFragmofSamples\_GKlab-VK9-3RNAseq


Barcode Name	Sample	Bases	$\geq Q20$	Reads	Mean Read Length
No barcode	none	307,402,672	216,464,450	3,034,495	101 bp
IonXpress_001	BSC1r-D	1,357,882,210	1,063,894,526	11,661,275	116 bp
IonXpress_002	BSC4r-I	2,542,641,819	2,005,504,973	21,231,986	120 bp
IonXpress_015	GK3R78-UDS1	427,496,927	322,805,763	4,144,710	103 bp
IonXpress_016	GK3R79-UDS2	421,506,668	310,114,057	3,735,738	113 bp
IonXpress_041	GK3R80-UDS3	418,149,797	313,252,474	3,877,338	108 bp
IonXpress_042	GK3R81-TDS1	337,031,620	255,038,564	3,278,493	103 bp
IonXpress_043	GK3R82-TDS2	381,153,495	286,752,492	3,686,411	103 bp
IonXpress_044	GK3R83-TDS3	359,472,577	268,917,786	3,455,368	104 bp
IonXpress_045	GK3R84-GDS1	347,012,969	257,715,575	3,102,532	112 bp
IonXpress_046	GK3R85-GDS2	293,365,975	216,145,211	2,708,589	108 bp

Run Report for Auto\_user\_IONAS-317-DrSpilian\_GKlab\_161122\_BSC1r-4r\_GK3R78-86\_415

---

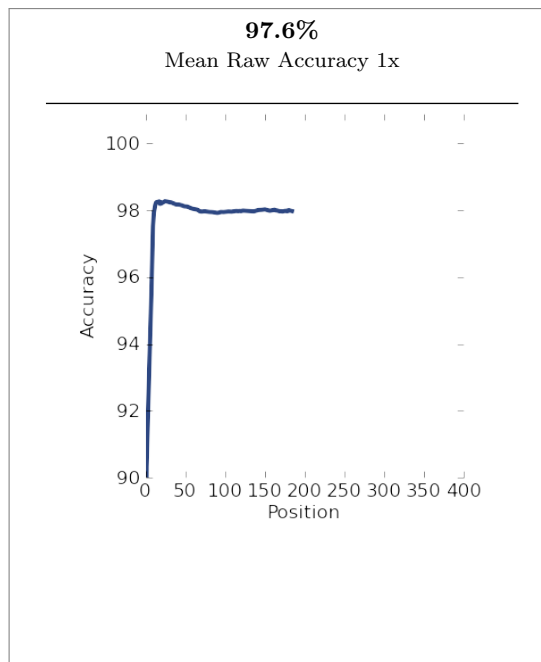
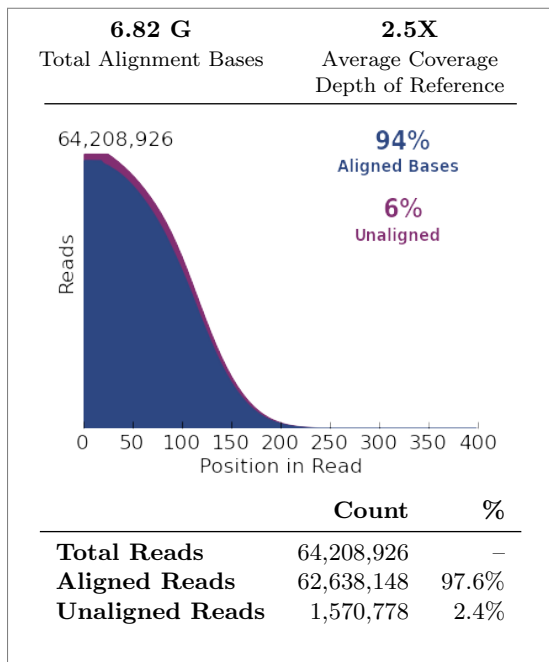
IonXpress\_047      GK3R86-GDS3      362,131,793    268,641,601    3,326,486      109 bp

---

Test Fragment	Reads	Percent 50AQ17	Read Length Histogram
<b>TF_C</b>	<b>1,714,460</b>	<b>67%</b>	

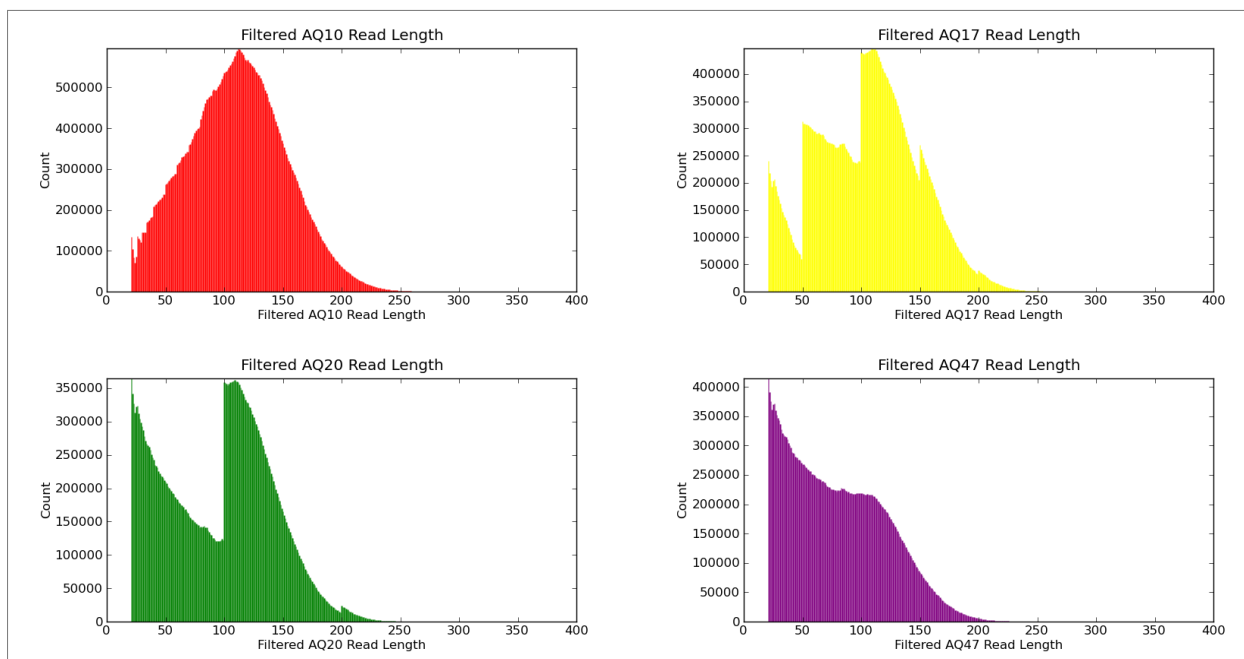
---

## Alignment Summary (aligned to *Mus musculus 10*)



**Alignment Quality**

	AQ17	AQ20	Perfect
<b>Total Number of Bases [Mbp]</b>	4.53 G	3.27 G	2.49 G
<b>Mean Length [bp]</b>	105	95	79
<b>Longest Alignment [bp]</b>	308	306	291
<b>Mean Coverage Depth</b>	1.7	1.2	0.9



## Analysis Details

<b>Run Name</b>	R_2016_11_22_11_28_55_user_IONAS-317-DrSpilian_GKlab_161122_BSC1r-4r_GK3R78-86
<b>Run Date</b>	Nov. 22, 2016, 11:30 a.m.
<b>Run Flows</b>	520
<b>Projects</b>	DrSpilianakis_ChIPseq , LexoGen_QuantSeq , GKLab_3RNAseq
<b>Sample</b>	BSC4r-I, GK3R81-TDS1, GK3R79-UDS2, GK3R80-UDS3, GK3R84-GDS1, BSC1r-D, GK3R86-GDS3, GK3R83-TDS3, GK3R82-TDS2, GK3R78-UDS1, GK3R85-GDS2
<b>Reference</b>	IONAS
<b>Instrument</b>	IONAS
<b>Flow Order</b>	TACGTACGTCTGAGCATCGATCGATGTACAGC
<b>Library Key</b>	TCAG
<b>TF Key</b>	ATCG
<b>Chip ID</b>	
<b>Chip Check</b>	Passed
<b>Chip Type</b>	P1.1.17
<b>Chip Data</b>	tiled
<b>Barcode Set</b>	IonXpress
<b>Analysis Name</b>	Auto_user_IONAS-317-DrSpilian_GKlab_161122_BSC1r-4r_GK3R78-86_415
<b>Analysis Date</b>	Nov. 22, 2016, 7:10 p.m.
<b>Analysis Flows</b>	0
<b>runID</b>	JB9UG
<b>BeadFind Args</b>	justBeadFind -beadfind-minlivesnr 3 -region-size=216,224 -total-timeout 600
<b>Analysis Args</b>	Analysis -from-beadfind -clonal-filter-bkgmodel true -region-size=216,224 -bkg-bfmask-update false -gpuWorkLoad 1 -total-timeout 600 -gopt /opt/ion/config/gopt <sub>p</sub> 1.1.17 <sub>a</sub> mpliseq <sub>e</sub> xome.param.json
<b>Pre-BaseCaller Args for calibration</b>	BaseCaller -barcode-filter 0.01 -barcode-filter-minreads 10 -phasing-residual-filter=2.0 -max-phasing-levels 2
<b>Calibration Args</b>	Calibration
<b>BaseCaller Args</b>	BaseCaller -barcode-filter 0.01 -barcode-filter-minreads 10 -phasing-residual-filter=2.0 -num-unfiltered 1000 -barcode-filter-postpone 1
<b>Alignment Args</b>	tmap mapall ... stage1 map4
<b>IonStats Args</b>	ionstats alignment
<b>Analysis Parameters</b>	default

## Chef Summary

Ion Chef was not used for this run |

## Software Version

<b>Torrent_Suite</b>	5.0.5
<b>host</b>	FW7DQV1
<b>ion-analysis</b>	5.0.13-1
<b>ion-chefupdates</b>	5.0.7
<b>ion-dbreports</b>	5.0.34-1
<b>ion-gpu</b>	5.0.0-1
<b>ion-pipeline</b>	5.0.17-1
<b>ion-plugins</b>	5.0.28-1
<b>ion-protonupdates</b>	5.0.3
<b>ion-torrentr</b>	5.0.0-1
<b>Script</b>	2.1.33
<b>LiveView</b>	2045
<b>DataCollect</b>	3220
<b>OIA</b>	5002
<b>OS</b>	30
<b>Graphics</b>	52