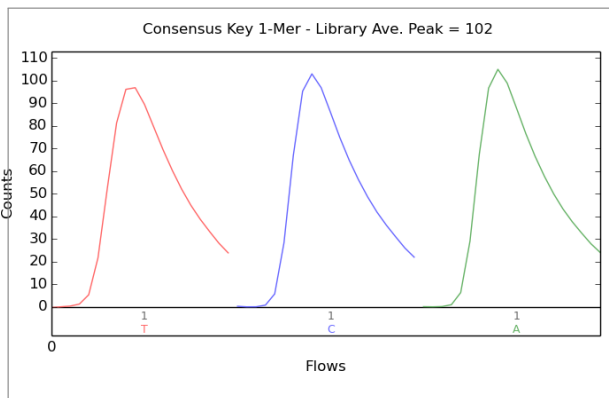
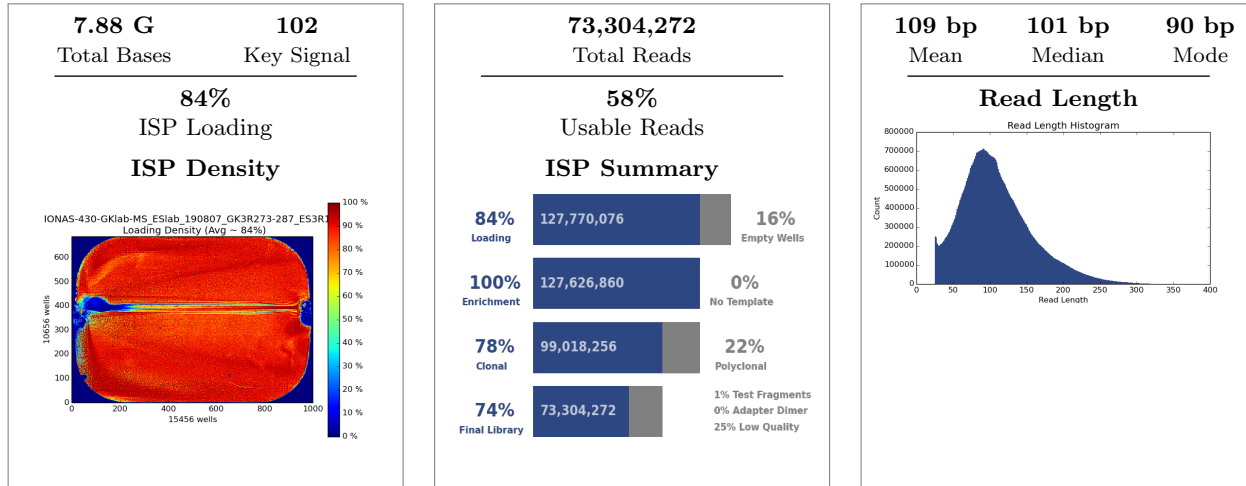


## Run Summary



Addressable Wells		151,539,288
With ISPs	127,770,076	84.3%
Live	127,626,860	99.9%
Test Fragment	1,432,302	01.1%
Library	126,194,558	98.9%

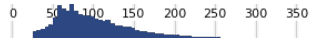
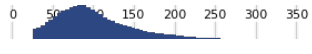
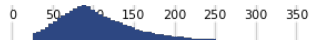
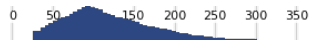
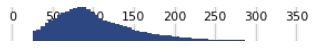
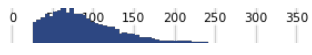
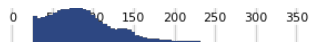
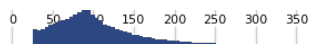
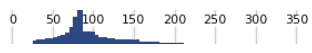
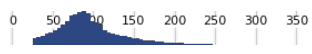
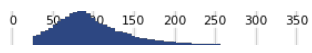
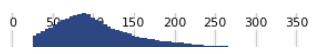
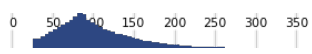
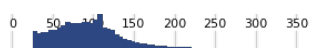
  


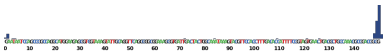
Library ISPs		126,194,558
Filtered: Polyclonal	28,608,604	22.7%
Filtered: Low Quality	23,963,040	19.0%
Filtered: Adapter Dimer	318,642	00.3%
<b>Final Library ISPs</b>	<b>73,304,272</b>	<b>58.1%</b>

Notes: GKLab\_MSakkou\_150f36new3RNAs\_Eslab\_4-3RNAs

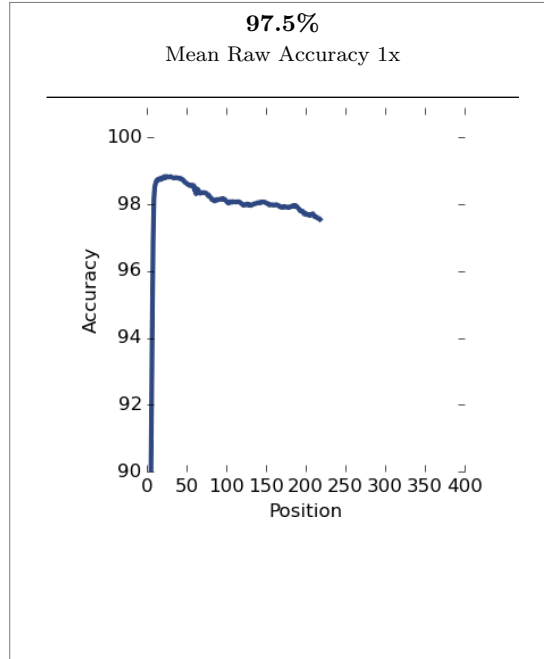
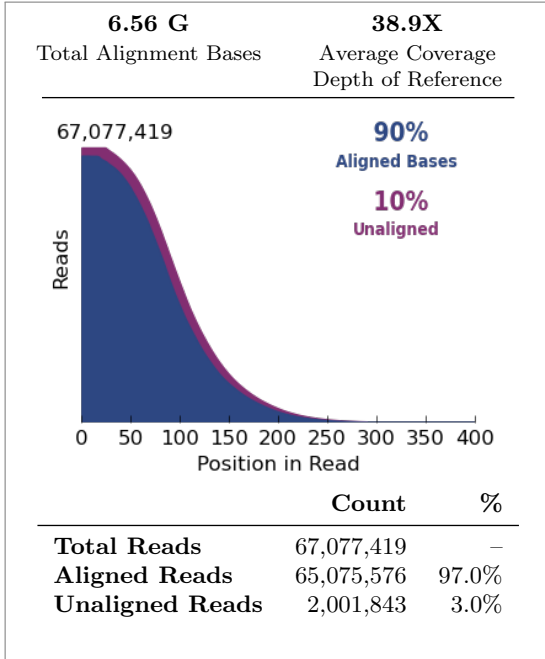
Barcode Name	Sample	Bases	≥ Q20	Reads	Mean Read Length	Read Length Histogram
No barcode	none	610,692,530	489,790,143	5,520,790	110 bp	
IonXpress_001	ES3R1_C	1,150,143,820	942,978,578	9,826,457	117 bp	
IonXpress_002	ES3R2_M	918,212,751	754,727,991	7,749,211	118 bp	
IonXpress_003	ES3R3_C2	769,049,525	632,555,127	6,479,496	118 bp	
IonXpress_004	ES3R4_2	802,430,274	659,836,973	6,855,847	117 bp	
IonXpress_007	none	66,124,114	54,549,885	663,602	99 bp	
IonXpress_008	none	638,366,208	522,471,464	6,692,023	95 bp	
IonXpress_033	GK3R273_Wt1-130,679,285 4w-SP	106,983,805	1,308,304	99 bp	99 bp	

Run Report for Auto\_user\_IONAS-430-GKlab-MS\_Eslab\_190807\_GK3R273-287\_ES3R1-4\_595

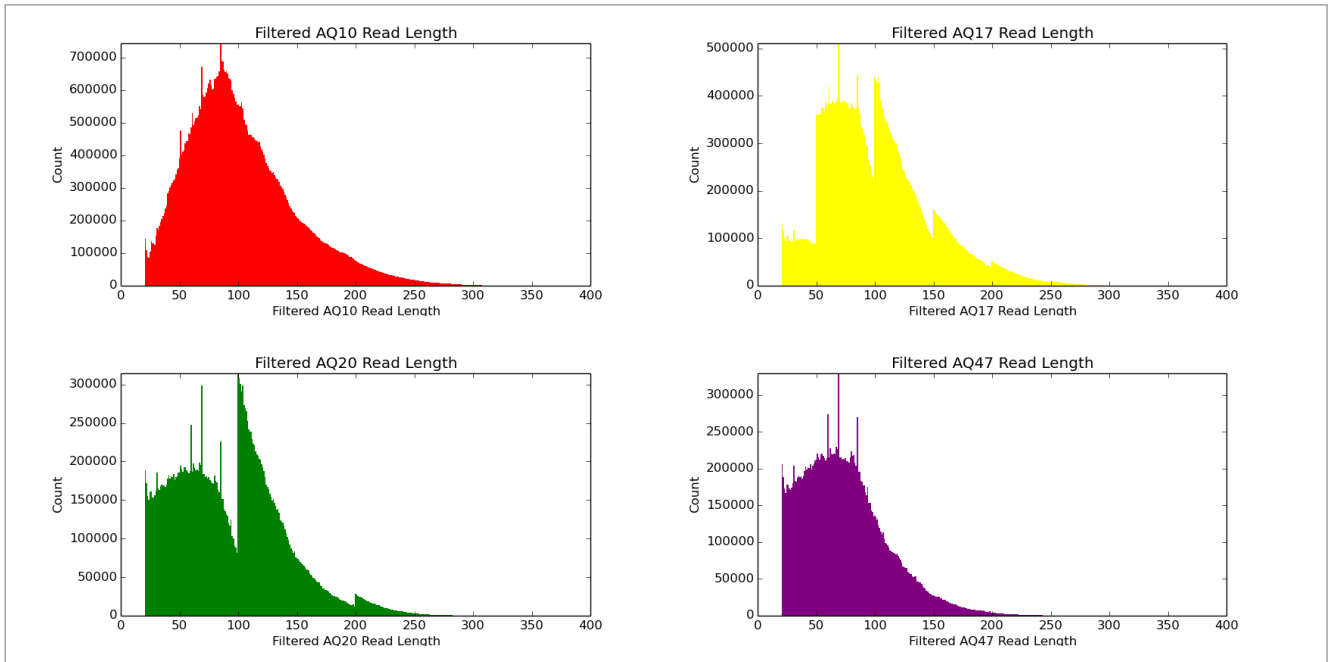
IonXpress_034	GK3R274_Wt1-134,681,665 4w-DP	110,223,915	1,358,525	99 bp	
IonXpress_035	GK3R275_Wt2-142,547,432 4w-SP	116,672,110	1,434,472	99 bp	
IonXpress_036	GK3R276_Wt2-125,044,637 4w-DP	103,204,683	1,222,511	102 bp	
IonXpress_037	GK3R277r_Wt3527,589,093 4w-SP	430,114,925	4,494,632	117 bp	
IonXpress_038	GK3R278_Wt3-514,737,766 4w-DP	421,667,882	5,029,515	102 bp	
IonXpress_039	GK3R279_Tg1- 1,175,501 4w-SP	961,487	13,457	87 bp	
IonXpress_040	GK3R280_Tg1- 25,771,905 4w-DP	21,092,002	301,456	85 bp	
IonXpress_041	GK3R281_Tg2- 137,222,021 4w-SP	112,601,268	1,411,913	97 bp	
IonXpress_042	GK3R282_Tg2- 78,661,962 4w-DP	65,086,331	841,108	93 bp	
IonXpress_043	GK3R283_Tg3- 161,988,783 4w-SP	133,533,648	1,684,733	96 bp	
IonXpress_044	GK3R284_Tg3- 191,753,902 4w-DP	158,300,313	1,962,058	97 bp	
IonXpress_045	GK3R285_Wt1-201,843,273 8w-SP	165,850,492	1,986,265	101 bp	
IonXpress_046	GK3R286_Wt1-352,989,307 8w-DP	288,458,570	3,517,632	100 bp	
IonXpress_047	GK3R287_Wt2-202,496,591 8w-SP	167,027,812	2,244,202	90 bp	

Test Fragment	Reads	Percent 50AQ17	Read Length Histogram
<b>TF_C</b>	<b>930,609</b>	<b>94</b>	
<b>TF_1</b>	<b>461,498</b>	<b>88</b>	

## Alignment Summary (aligned to *Drosophila melanogaster*)



Alignment Quality			
	AQ17	AQ20	Perfect
Total Number of Bases [Mbp]	4.03 G	2.32 G	1.51 G
Mean Length [bp]	101	92	74
Longest Alignment [bp]	348	342	333
Mean Coverage Depth	23.9	13.8	9.0



## Analysis Details

<b>Run Name</b>	R_2019_08_07_13_21_36_user_IONAS-430-GKlab-MS_Eslab_190807_GK3R273-287_ES3R1-4
<b>Run Date</b>	Aug. 7, 2019, 1:22 p.m.
<b>Run Flows</b>	520
<b>Projects</b>	ESLab_3RNAseq , GKLab_3RNAseq
<b>Sample</b>	GK3R278.Wt3-4w-DP, GK3R286.Wt1-8w-DP, GK3R275.Wt2-4w-SP, ES3R2_M, ES3R3_C2, GK3R287.Wt2-8w-SP, GK3R285.Wt1-8w-SP, GK3R274.Wt1-4w-DP, GK3R276.Wt2-4w-DP, GK3R273.Wt1-4w-SP, GK3R277r.Wt3-4w-SP, GK3R279.Tg1-4w-SP, GK3R283.Tg3-4w-SP, GK3R284.Tg3-4w-DP, ES3R4_2, GK3R280.Tg1-4w-DP, ES3R1_C, GK3R282.Tg2-4w-DP, GK3R281.Tg2-4w-SP
<b>Reference</b>	
<b>Instrument</b>	IONAS
<b>Operation Mode</b>	Service mode
<b>Flow Order</b>	TACGTACGTCTGAGCATCGATCGATGTACAGC
<b>Library Key</b>	TCAG
<b>TF Key</b>	ATCG
<b>Chip Barcode</b>	
<b>Chip Check</b>	Passed
<b>Chip Type</b>	P1.1.17
<b>Chip Data</b>	tiled
<b>Chip Lot Number</b>	QVS134
<b>Chip Wafer</b>	09
<b>Barcode Set</b>	IonXpress
<b>Analysis Name</b>	Auto_user_IONAS-430-GKlab-MS_Eslab_190807_GK3R273-287_ES3R1-4_595
<b>Analysis Date</b>	Aug. 7, 2019, 11:33 p.m.
<b>Analysis Flows</b>	0
<b>runID</b>	3S7MK
<b>BeadFind Args</b>	justBeadFind -args-json /opt/ion/config/args_P1.1.17_beadfind.json
<b>Analysis Args</b>	Analysis -args-json /opt/ion/config/args_P1.1.17_analysis.json
<b>Pre-BaseCaller</b>	BaseCaller -barcode-filter 0.01 -barcode-filter-minreads 10 -phasing-residual-filter=2.0 -max-phasing-levels 2
<b>Calibration Args</b>	Calibration
<b>BaseCaller Args</b>	BaseCaller -barcode-filter 0.01 -barcode-filter-minreads 10 -phasing-residual-filter=2.0 -max-phasing-levels 2 -num-unfiltered 1000 -barcode-filter-postpone 1
<b>Alignment Args</b>	tmap mapall ... stage1 map4
<b>IonStats Args</b>	ionstats alignment
<b>Analysis Parameters</b>	default

## Chef Summary

Ion Chef was not used for this run |

## Software Version

<b>Torrent_Suite</b>	5.6.0
<b>host</b>	FW7DQV1
<b>ion-analysis</b>	5.6.8-1
<b>ion-chefupdates</b>	5.6.0
<b>ion-dbreports</b>	5.6.37-1
<b>ion-gpu</b>	5.6.0-1
<b>ion-pipeline</b>	5.6.12-1
<b>ion-plugins</b>	5.6.16-1
<b>ion-protonupdates</b>	5.6.0
<b>ion-s5updates</b>	5.6.0
<b>ion-torrentpy</b>	5.6.8-1
<b>ion-torrentr</b>	5.6.8-1
<b>Script</b>	2.1.42
<b>LiveView</b>	2334
<b>DataCollect</b>	3536
<b>OIA</b>	5603
<b>OS</b>	33
<b>Graphics</b>	89